

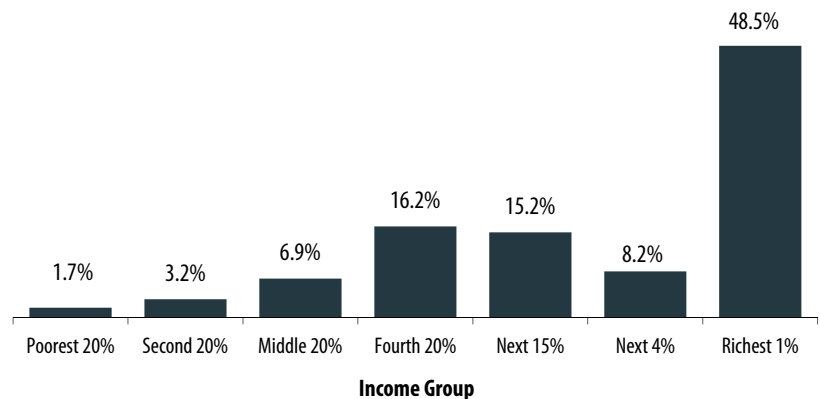
GOP-Trump Tax Framework Would Provide Richest One Percent in New Mexico with 48.5 Percent of the State's Tax Cuts

The “tax reform framework” released by the Trump administration and congressional Republican leaders on September 27 would not benefit everyone in New Mexico equally. The richest one percent of New Mexico residents would receive 48.5 percent of the tax cuts within the state under the framework in 2018. These households are projected to have an income of at least \$443,700 next year. The framework would provide them an average tax cut of \$45,910 in 2018, which would increase their income by an average of 3.6 percent.

The framework would particularly benefit those with incomes greater than \$1 million. These households will make up just 0.3 percent of New Mexico’s population but would receive 39.8 percent of the tax cuts if the plan was in effect next year. This group would receive an average tax cut of \$119,300 in 2018 alone, which would increase their income by an average of 4.5 percent.


The middle fifth of households in New Mexico, people who are literally the state’s “middle-class” would not fare as well. Despite being 20 percent of the population, this group would receive just 6.9 percent of the tax

Share of Tax Cuts Going to Each Income Group Under GOP-Trump Framework in 2018 in New Mexico



Source: Institute on Taxation and Economic Policy (ITEP), October 2017

Average Tax Change Under GOP-Trump Tax Framework in 2018 in New Mexico

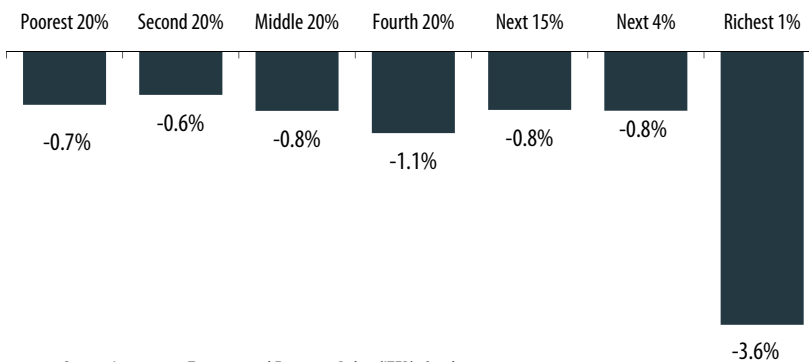


Figures rounded to the nearest ten dollars. Source: Institute on Taxation and Economic Policy (ITEP), October 2017

cuts that go to New Mexico under the framework. In 2018 this group is projected to earn between \$38,000 and \$59,300. The framework would cut their taxes by an average of \$380, which would increase their income by an average of 0.8 percent.

If the framework was in effect in 2018, 11.3 percent of of New Mexico households would face a tax hike. Whether a family would pay higher or lower taxes would depend on their circumstances. There are two provisions that reduce the amount of income that is subject to taxes for most families, and the framework increases one of them (the standard deduction) while repealing the other (the personal exemption). Families who itemize their deductions (rather than claiming the standard deduction) may pay higher taxes because the framework repeals most itemized deductions, including the deduction for state and local taxes.

Average Tax Change Under the GOP-Trump Framework as a Share of Income in 2018 in New Mexico



Source: Institute on Taxation and Economic Policy (ITEP), October 2017

The framework would be particularly generous to the wealthy in large part because it would reduce the corporate income tax rate. The bulk of the benefits would go to the owners of corporate stocks and other business assets, a group of overwhelmingly (although not entirely) high-income taxpayers. The framework would also provide a special tax rate of 25 percent for other types of businesses. While it describes this as a tax cut for “small businesses,” most of the benefits would go to the richest one percent of Americans. The wealthiest taxpayers would also benefit greatly from the framework’s reduction in the top personal income tax rate from 39.6 percent to 35 percent and elimination of the estate tax.

These figures have been calculated by the Institute on Taxation and Economic Policy (ITEP). Because the framework leaves many unanswered questions, this analysis required several assumptions that are explained in [ITEP’s longer report](#). ITEP generally interprets vague proposals in the framework to match more detailed ones that were included in Donald Trump’s presidential campaign or in tax overhaul proposals from Republican leaders in Congress.

The table below provides more detail about the effects of the administration’s tax proposals on households at different income levels.

Impacts of the Trump-GOP Tax Framework in 2018 in New Mexico

Income Group	Income Range		Avg. Income	All Taxpayers				Taxpayers with a Tax Cut		Taxpayers with a Tax Hike	
				Tot. Change (\$1000s)	Avg. Tax Change	Change as a % of Pre-Tax Income	Share of Tax Change	Share w/ Tax Cut	Avg. Cut in \$	Share w/ Tax Hike	Avg. Hike in \$
Poorest 20%	Less than	\$20,100	\$12,900	\$ -15,600	\$ -90	-0.7%	1.7%	93.1%	\$ -100	1.5%	+\$200
Second 20%	\$20,100 to	\$38,000	29,500	-29,300	-170	-0.6%	3.2%	88.9%	\$ -200	2.2%	+\$190
Middle 20%	\$38,000 to	\$59,300	47,600	-62,800	-380	-0.8%	6.9%	84.2%	\$ -550	11.9%	+\$740
Fourth 20%	\$59,300 to	\$98,400	75,900	-147,500	-830	-1.1%	16.2%	87.7%	\$ -1,090	10.6%	+\$1,210
Next 15%	\$98,400 to	\$190,000	133,400	-138,000	-1,040	-0.8%	15.2%	70.3%	\$ -2,130	29.3%	+\$1,540
Next 4%	\$190,000 to	\$443,700	262,100	-74,400	-2,070	-0.8%	8.2%	63.5%	\$ -5,180	36.5%	+\$3,340
Richest 1%	\$443,700 and higher		1,263,300	-440,600	-45,910	-3.6%	48.5%	81.9%	\$ -56,720	17.2%	+\$3,220
ALL			\$78,000	\$ -908,300	\$ -1,040	-1.3%	100.0%	84.4%	\$ -1,440	11.3%	+\$1,500
Bottom 60%	Less than	\$59,300	\$29,900	\$ -107,800	\$ -210	-0.7%	11.9%	88.8%	\$ -270	5.1%	+\$610

The tax proposals included in these figures are the following, which are described in more detail in [ITEP's longer report](#).

Repeal the Alternative Minimum Tax.

Repeal personal exemptions and increase the standard deduction.

Replace current income tax brackets with three brackets, 12 percent, 25 percent, and 35 percent.

Increase non-refundable child tax credit and new non-refundable credit for other dependents.

Eliminate all itemized deductions except those for charitable giving and home mortgage interest.

Repeal the estate tax.

Special tax rate (25 percent) for businesses that do not pay the corporate income tax.

Repeal special tax breaks for businesses and reduce the corporate tax rate from 35 percent to 20 percent.

Allow businesses to write off full costs of investment in the first year.