
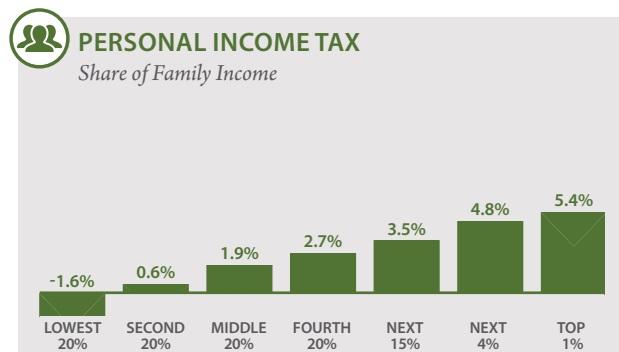
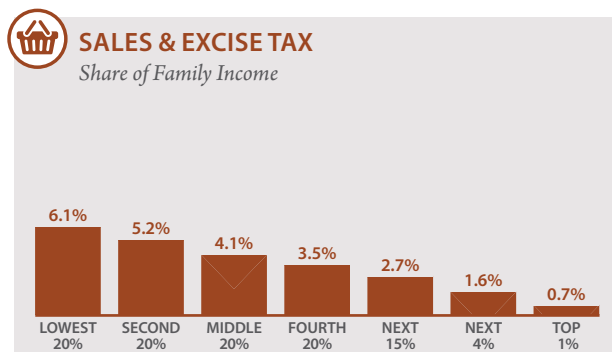
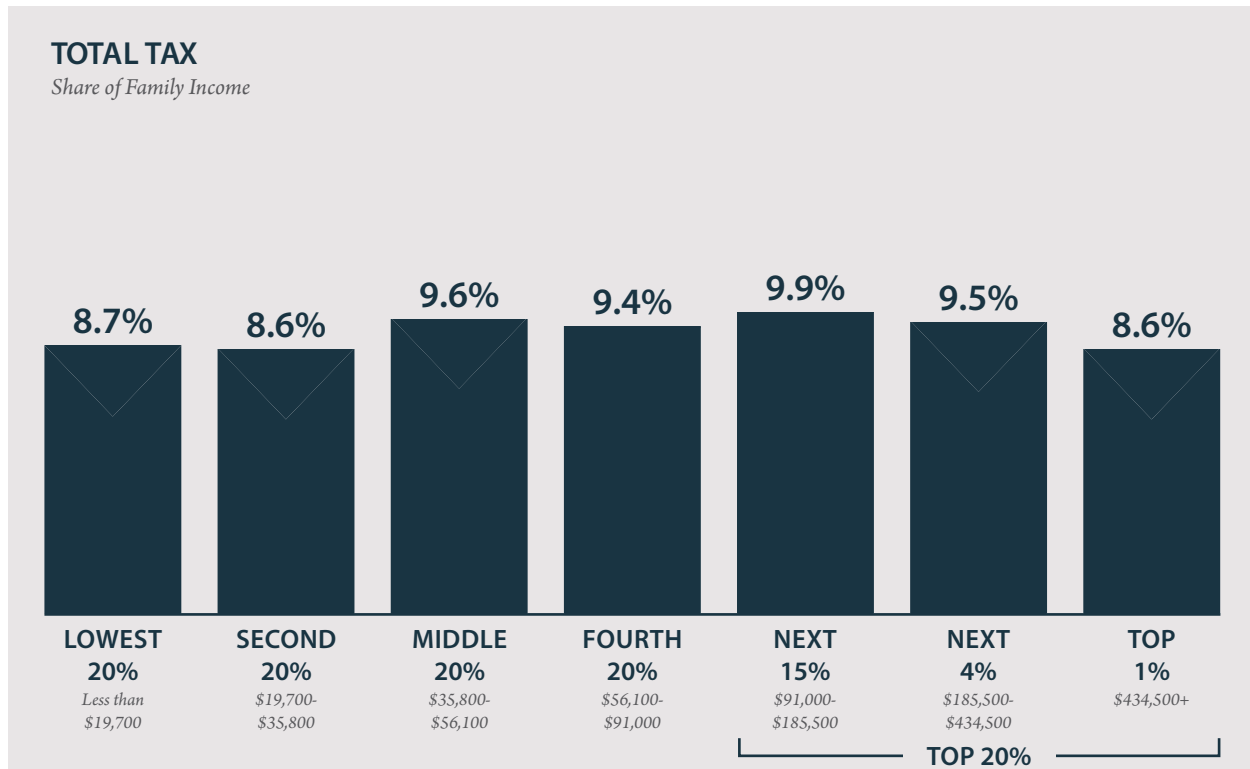


MAINE

STATE AND LOCAL TAX SHARES OF FAMILY INCOME for non-elderly taxpayers







NOTE:

Figures show permanent law in Maine enacted through September 10, 2018 (including legislative tax conformity agreement) at 2015 income levels. Top figure represents total state and local taxes as a share of income. The 6th edition of Who Pays does not include the impact of the federal deduction for state and local taxes (SALT) because policy changes in the 2017 federal Tax Cuts and Jobs Act temporarily limited the extent to which the SALT deduction functions as a generalized offset of state and local taxes.

MAINE State and Local Taxes (cont.)

TOTAL TAX

Share of Family Income

INCOME GROUP	TOP 20%						
	LOWEST 20%	SECOND 20%	MIDDLE 20%	FOURTH 20%	NEXT 15%	NEXT 4%	TOP 1%
INCOME RANGE	Less than \$19,700	\$19,700 to \$35,800	\$35,800 to \$56,100	\$56,100 to \$91,000	\$91,000 to \$185,500	\$185,500 to \$434,500	over \$434,500
AVERAGE INCOME IN GROUP	\$11,500	\$27,700	\$44,900	\$72,000	\$126,700	\$265,000	\$877,200
 SALES & EXCISE TAXES	6.1%	5.2%	4.1%	3.5%	2.7%	1.6%	0.7%
General Sales—Individuals	2.6%	2.5%	2.2%	1.9%	1.5%	0.9%	0.4%
Other Sales & Excise—Ind.	1.8%	1.2%	0.8%	0.7%	0.5%	0.2%	0.1%
Sales & Excise on Business	1.7%	1.4%	1.1%	0.9%	0.7%	0.4%	0.2%
 PROPERTY TAXES	4.2%	2.8%	3.6%	3.3%	3.7%	3.1%	2.3%
Home, Rent, Car—Individuals	4.0%	2.6%	3.3%	2.9%	3.3%	2.3%	0.9%
Other Property Taxes	0.2%	0.3%	0.3%	0.3%	0.4%	0.8%	1.4%
 INCOME TAXES	-1.6%	0.6%	1.9%	2.7%	3.5%	4.9%	5.5%
Personal Income Tax	-1.6%	0.6%	1.9%	2.7%	3.5%	4.8%	5.4%
Corporate Income Tax	0.0%	0.0%	0.0%	0.0%	0.0%	0.1%	0.1%
 TOTAL TAXES	8.7%	8.6%	9.6%	9.4%	9.9%	9.5%	8.6%

Individual figures may not sum to totals due to rounding.

ITEP TAX INEQUALITY INDEX

According to ITEP's Tax Inequality Index, which measures the impact of each state's tax system on income inequality, **Maine has the 45th most unfair state and local tax system** in the country. Incomes are more unequal in Maine after state and local taxes are collected than before. (See Appendix B for state-by-state rankings and the methodology section for additional detail on the index.)

TAX FEATURES DRIVING THE DATA IN MAINE



PROGRESSIVE TAX CODE FEATURES

- Graduated personal income tax structure
- Provides a refundable Earned Income Tax Credit (EITC)
- Provides a targeted, refundable sales tax credit
- Provides a refundable dependent care tax credit
- Provides a refundable property tax "circuit breaker" credit via the personal income tax
- Eliminates itemized deductions for upper-income taxpayers
- Sales tax base excludes groceries
- Requires the use of combined reporting for the corporate income tax
- High standard deduction with phase-out for upper-income taxpayers
- Levies a state estate tax



REGRESSIVE TAX CODE FEATURES

- Comparatively low EITC