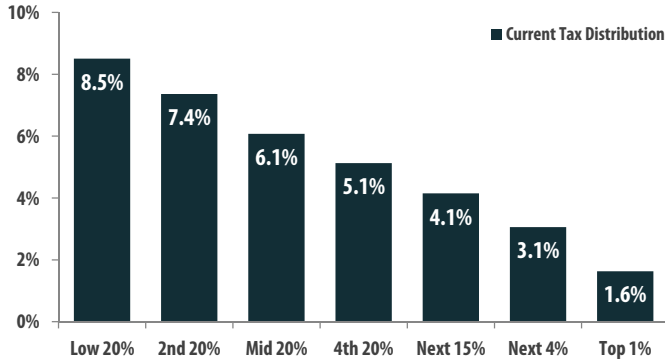


# Wyoming

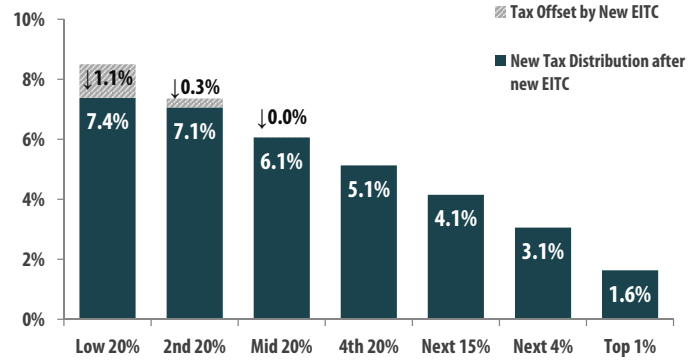
Current policy: No State EITC

Income Group	Low 20%	2nd 20%	Mid 20%	4th 20%	Next 15%	Next 4%	Top 1%
Income Range	Less than \$23,000	\$23,000 – \$39,000	\$39,000 – \$64,000	\$64,000 – \$100,000	\$100,000 – \$163,000	\$163,000 – \$459,000	\$459,000 – or More
Average Income in Group	\$12,800	\$31,400	\$52,700	\$79,800	\$121,300	\$234,400	\$1,912,300

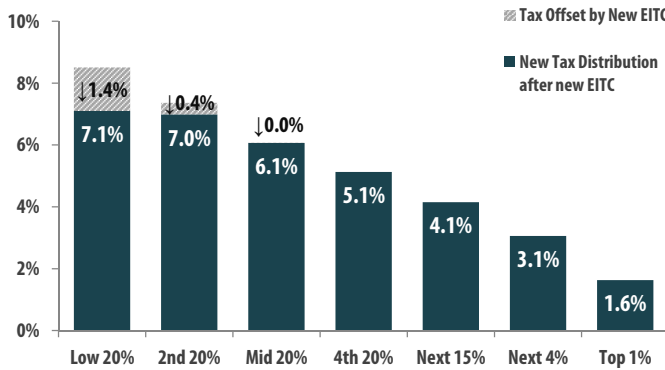
## Current Distribution of Wyoming's State & Local Taxes\*



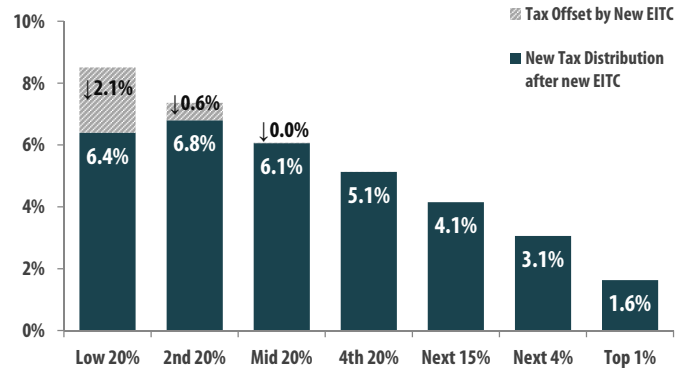
## 1) Enact Refundable 16% Credit



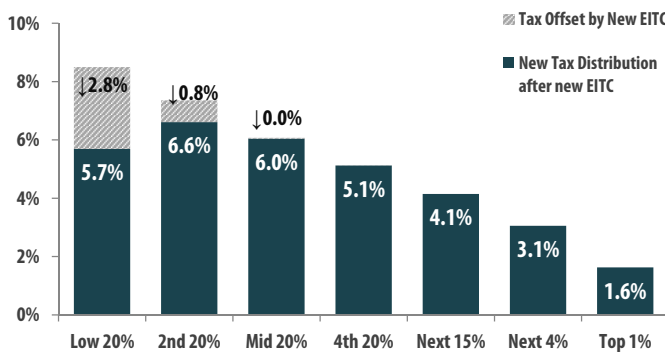
## 2) Enact Refundable 20% Credit



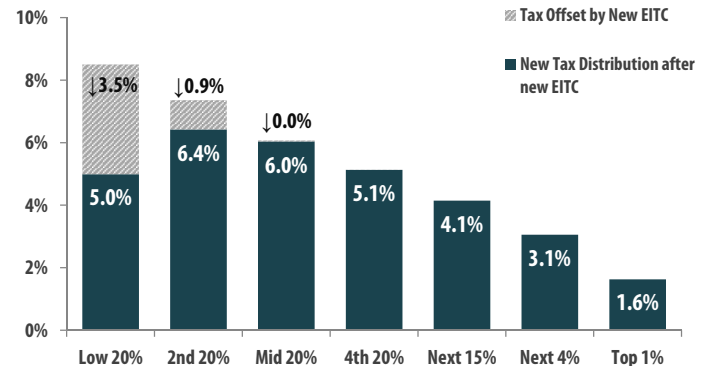
## 3) Enact Refundable 30% Credit



## 4) Enact Refundable 40% Credit



## 5) Enact Refundable 50% Credit



\*The baseline distribution of taxes used in this report has been modified from the published *Who Pays?* results to reflect the gasoline and diesel tax increases enacted in 2013. The figures represent total state and local taxes as a share of income, post-federal offset. Due to rounding, the new tax distributions shown may not always precisely equal the current distribution minus the EITC offset.