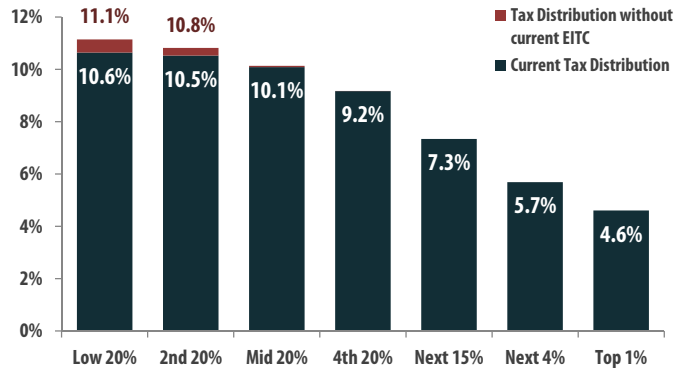


Louisiana

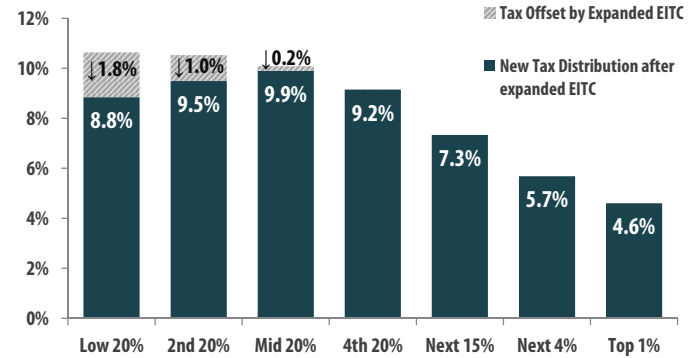
Current policy: Fully refundable state EITC worth 3.5% of the federal EITC

Income Group	Low 20%	2nd 20%	Mid 20%	4th 20%	Next 15%	Next 4%	Top 1%
Income Range	Less than \$16,000	\$16,000 – \$30,000	\$30,000 – \$47,000	\$47,000 – \$85,000	\$85,000 – \$169,000	\$169,000 – \$418,000	\$418,000 – Or More
Average Income in Group	\$10,000	\$22,100	\$38,200	\$63,000	\$114,600	\$232,500	\$979,700

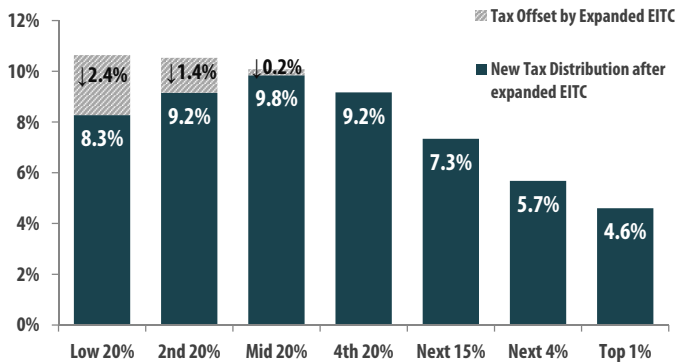
Current Distribution of Louisiana's State & Local Taxes* (with impact of current EITC)



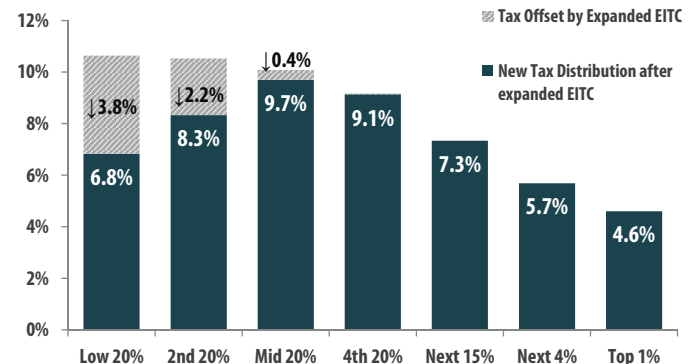
1) Increase Credit to 16% Refundable



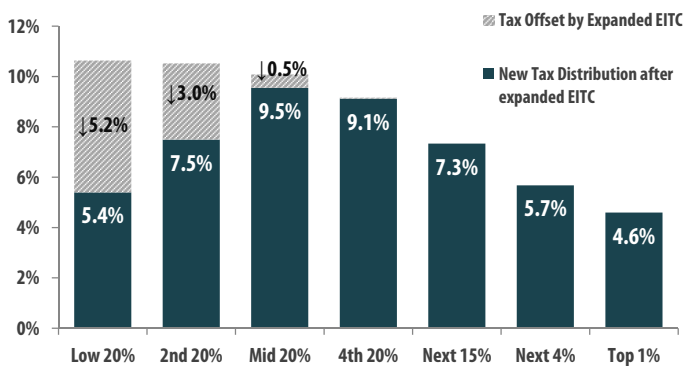
2) Increase Credit to 20% Refundable



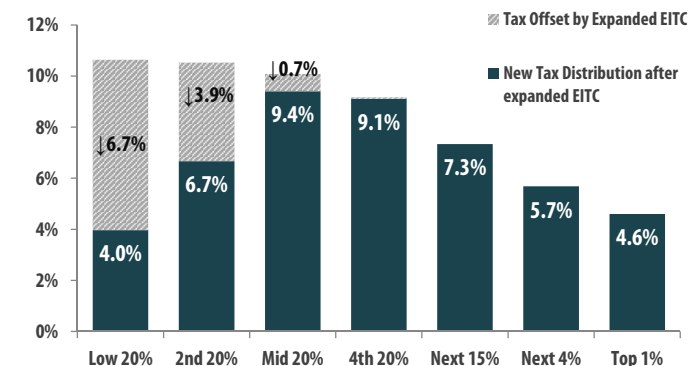
3) Increase Credit to 30% Refundable



4) Increase Credit to 40% Refundable



5) Increase Credit to 50% Refundable



*The baseline distribution of taxes is from ITEP's 2013 *Who Pays?* report. The figures represent total state and local taxes as a share of income, post-federal offset. Due to rounding, the new tax distributions shown may not always precisely equal the current distribution minus the EITC offset.