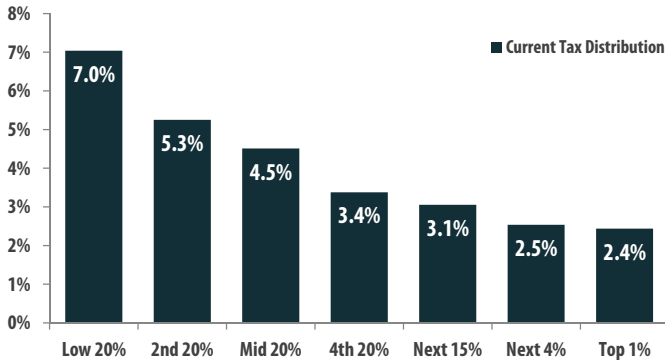


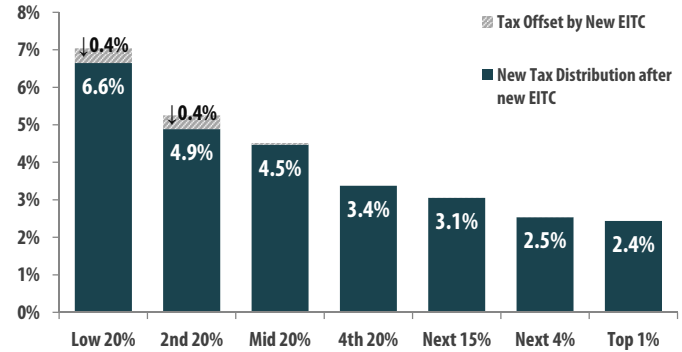
Current policy: No state EITC

Income Group	Low 20%	2nd 20%	Mid 20%	4th 20%	Next 15%	Next 4%	Top 1%
Income Range	Less than \$25,000	\$25,000 – \$38,000	\$38,000 – \$65,000	\$65,000 – \$115,000	\$115,000 – \$201,000	\$201,000 – \$394,000	\$394,000 – Or More
Average Income in Group	\$15,400	\$30,600	\$52,100	\$87,800	\$145,800	\$251,500	\$1,184,200

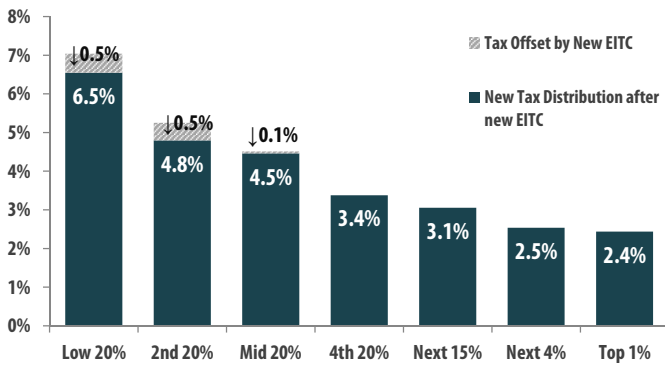
Current Distribution of Alaska's State & Local Taxes*



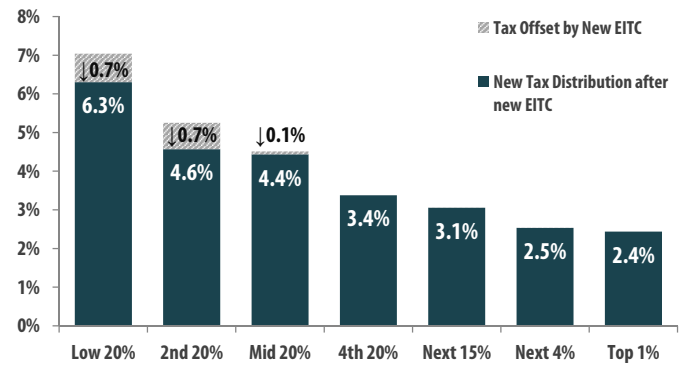
1) Enact Refundable 16% Credit



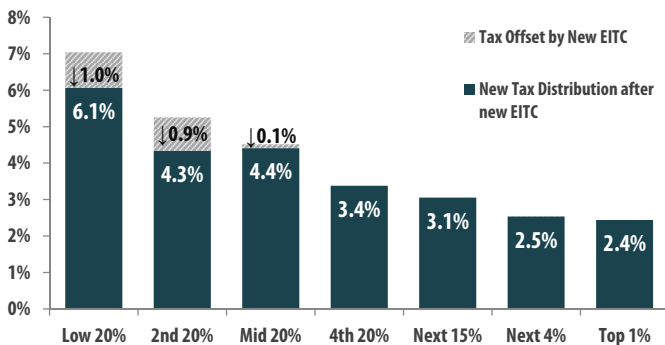
2) Enact Refundable 20% Credit



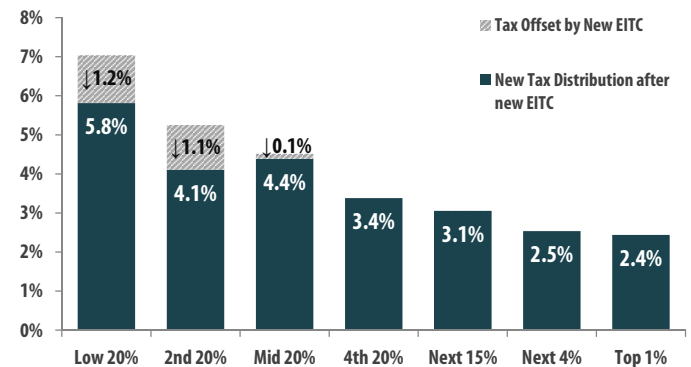
3) Enact Refundable 30% Credit



4) Enact Refundable 40% Credit



5) Enact Refundable 50% Credit



*The baseline distribution of taxes is from ITEP's 2013 *Who Pays?* report. The figures represent total state and local taxes as a share of income, post-federal offset. Due to rounding, the new tax distributions shown may not always precisely equal the current distribution minus the EITC offset.