

# MARYLAND

OPTION 1: BRING EVERY QUALIFYING CHILD UP TO FULL \$2,000 CREDIT

## WHO BENEFITS?

**728,000 MARYLAND RESIDENTS**

**27% of Maryland Children Under 17, (441,000)**

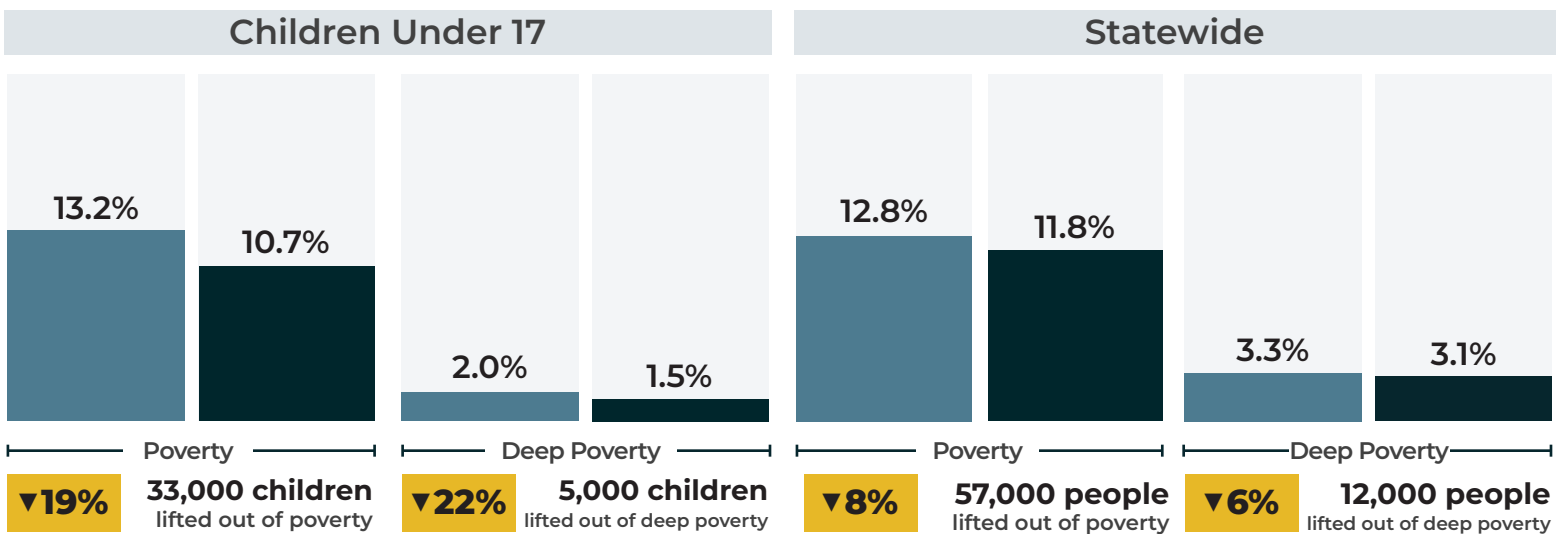
**7% of Maryland Adults, (287,000)**

Child poverty reduced by **19%** ↓

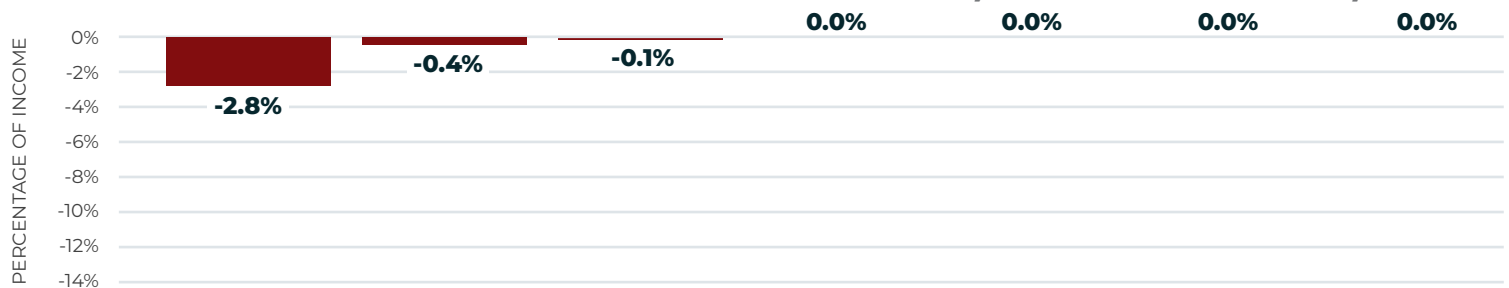
Deep child poverty reduced by **22%** ↓

Estimated Total Cost in 2019  
**\$400,000,000**

### POVERTY REDUCTION, 2019 ■ PRE-CREDIT ■ POST-CREDIT



### AVERAGE TAX CHANGE AS PERCENTAGE OF INCOME, BY INCOME GROUP, 2019



INCOME GROUP	LOWEST 20%	SECOND 20%	MIDDLE 20%	FOURTH 20%	NEXT 15%	NEXT 4%	TOP 1%
<b>AVERAGE TAX CUT FOR THOSE BENEFITTING</b>	<b>\$2,550</b>	<b>\$1,150</b>	<b>\$1,200</b>	<b>\$2,120</b>			
SHARE OF TAXPAYERS WITH TAX CUT	58%	25%	10%	2%			
INCOME RANGE	<\$27,000	\$27,000 - 50,000	\$50,000 - 76,000	\$76,000 - 135,000	\$135,000 - 278,000	\$278,000 - 613,000	>\$613,000
AVERAGE INCOME	\$14,000	\$38,000	\$62,000	\$101,000	\$190,000	\$383,000	\$1,631,000

Sources: Institute on Taxation and Economic Policy, Columbia Center on Poverty and Social Policy

# MARYLAND

OPTION 2: BRING QUALIFYING CHILDREN 6 AND UNDER UP TO \$3,600 AND OLDER CHILDREN TO \$3,000

## WHO BENEFITS?

**1,586,000 MARYLAND RESIDENTS**

**54% of Maryland Children Under 17, (878,000)**

**17% of Maryland Adults, (708,000)**

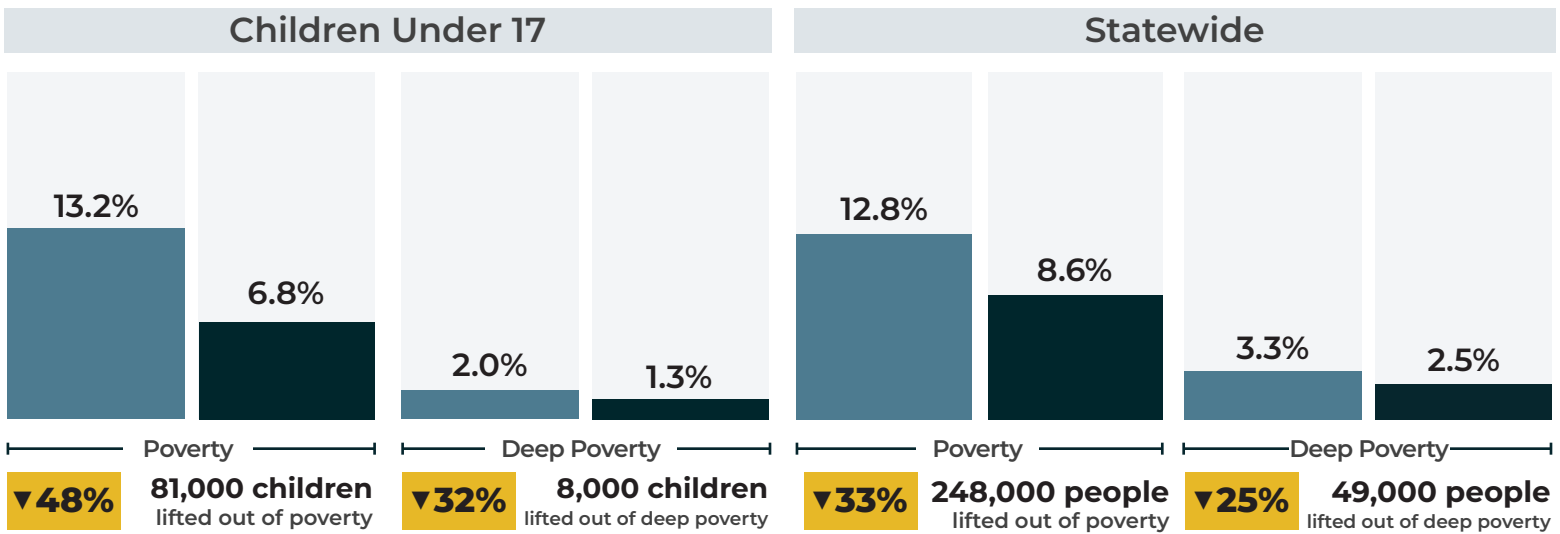
Child poverty reduced by **48%** ↓

Deep child poverty reduced by **32%** ↓

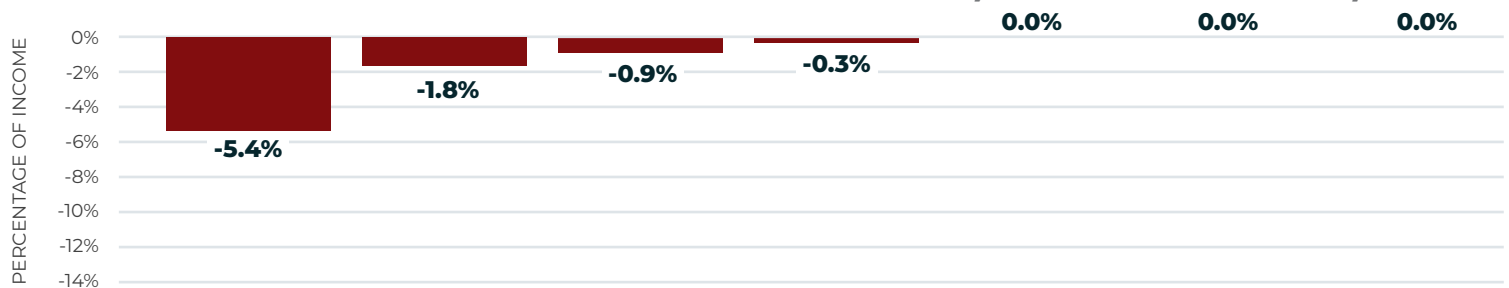
Estimated Total Cost in 2019  
**\$1,446,000,000**

### POVERTY REDUCTION, 2019

■ PRE-CREDIT ■ POST-CREDIT



### AVERAGE TAX CHANGE AS PERCENTAGE OF INCOME, BY INCOME GROUP, 2019



#### INCOME GROUP

LOWEST 20%    SECOND 20%    MIDDLE 20%    FOURTH 20%    NEXT 15%    NEXT 4%    TOP 1%

#### AVERAGE TAX CUT FOR THOSE BENEFITTING

**\$4,950    \$2,560    \$2,230    \$2,090    \$1,810    \$4,640**

#### SHARE OF TAXPAYERS WITH TAX CUT

32%    29%    24%    13%    0%    1%

INCOME RANGE: <\$27,000    \$27,000 - 50,000    \$50,000 - 76,000    \$76,000 - 135,000    \$135,000 - 278,000    \$278,000 - 613,000    >\$613,000

AVERAGE INCOME: \$14,000    \$38,000    \$62,000    \$101,000    \$190,000    \$383,000    \$1,631,000