

LOUISIANA

OPTION 1: BRING EVERY QUALIFYING CHILD UP TO FULL \$2,000 CREDIT

WHO BENEFITS?

1,016,000 LOUISIANA RESIDENTS

43% of Louisiana Children Under 17, (623,000)

13% of Louisiana Adults, (393,000)

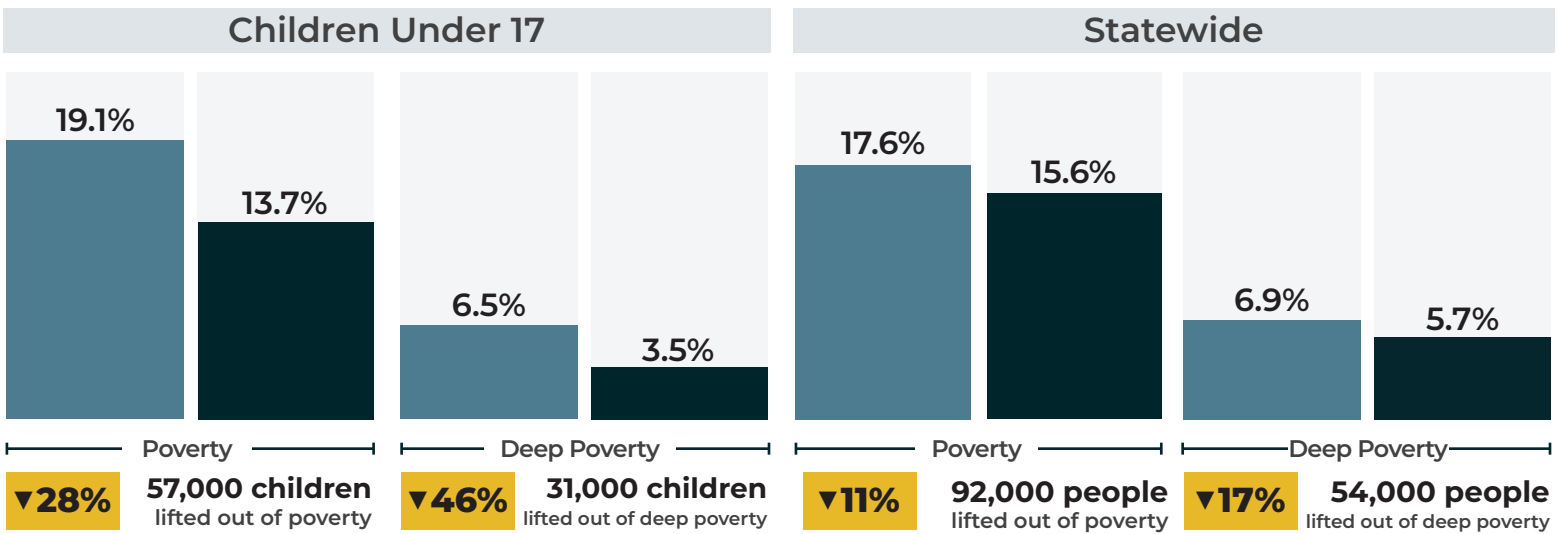
Child poverty reduced by **28%** ↓

Deep child poverty reduced by **46%** ↓

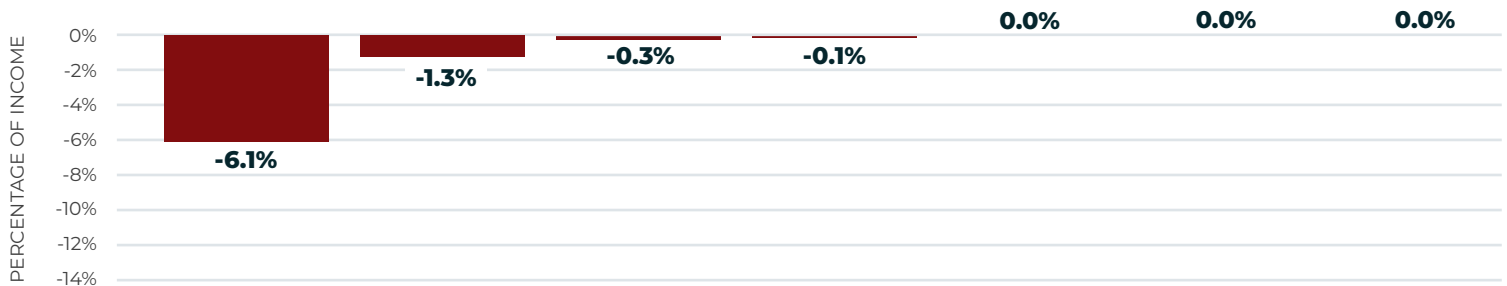
Estimated Total Cost in 2019
\$635,000,000

POVERTY REDUCTION, 2019

■ PRE-CREDIT ■ POST-CREDIT



AVERAGE TAX CHANGE AS PERCENTAGE OF INCOME, BY INCOME GROUP, 2019



INCOME GROUP	LOWEST 20%	SECOND 20%	MIDDLE 20%	FOURTH 20%	NEXT 15%	NEXT 4%	TOP 1%
AVERAGE TAX CUT FOR THOSE BENEFITTING	\$2,220	\$1,270	\$1,850	\$1,670			
SHARE OF TAXPAYERS WITH TAX CUT	48%	24%	9%	3%			
INCOME RANGE	<\$19,000	\$19,000 - 39,000	\$39,000 - 57,000	\$57,000 - 102,000	\$102,000 - 206,000	\$206,000 - 555,000	>\$555,000
AVERAGE INCOME	\$12,000	\$29,000	\$49,000	\$75,000	\$139,000	\$307,000	\$1,325,000

Sources: Institute on Taxation and Economic Policy, Columbia Center on Poverty and Social Policy

LOUISIANA

OPTION 2: BRING QUALIFYING CHILDREN 6 AND UNDER UP TO \$3,600 AND OLDER CHILDREN TO \$3,000

WHO BENEFITS?

1,780,000 LOUISIANA RESIDENTS

71% of Louisiana Children Under 17, (1,033,000)

25% of Louisiana Adults, (747,000)

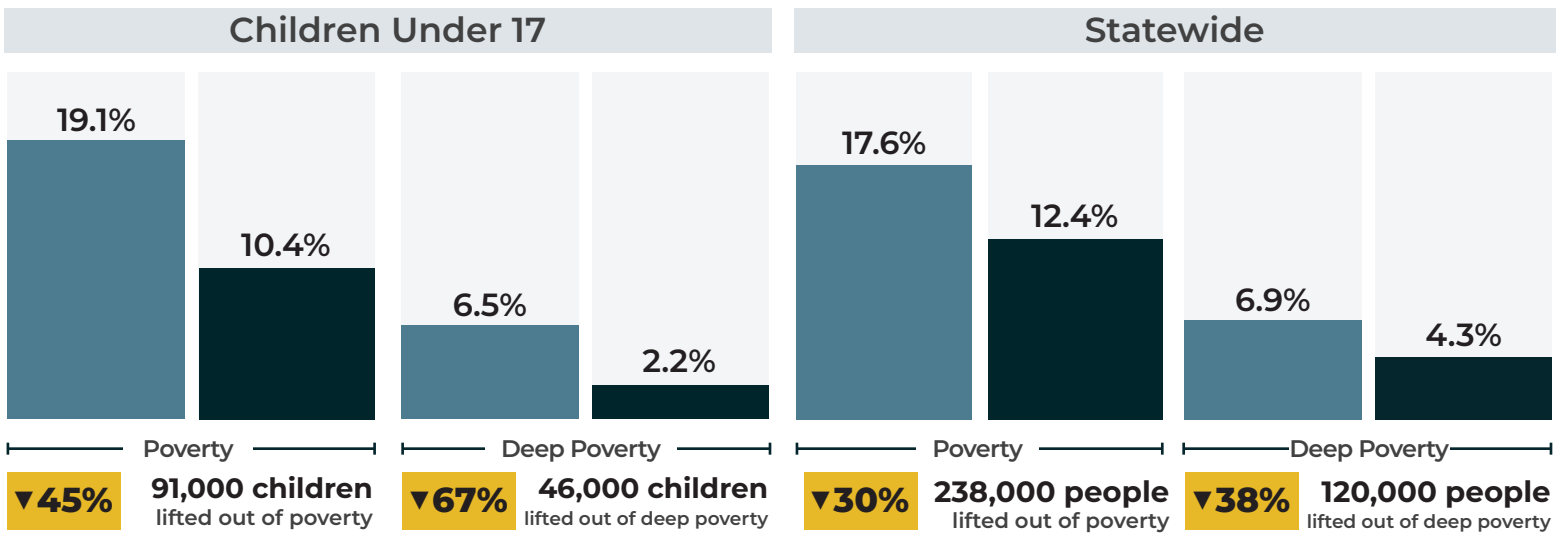
Child poverty reduced by **45%** ↓

Deep child poverty reduced by **67%** ↓

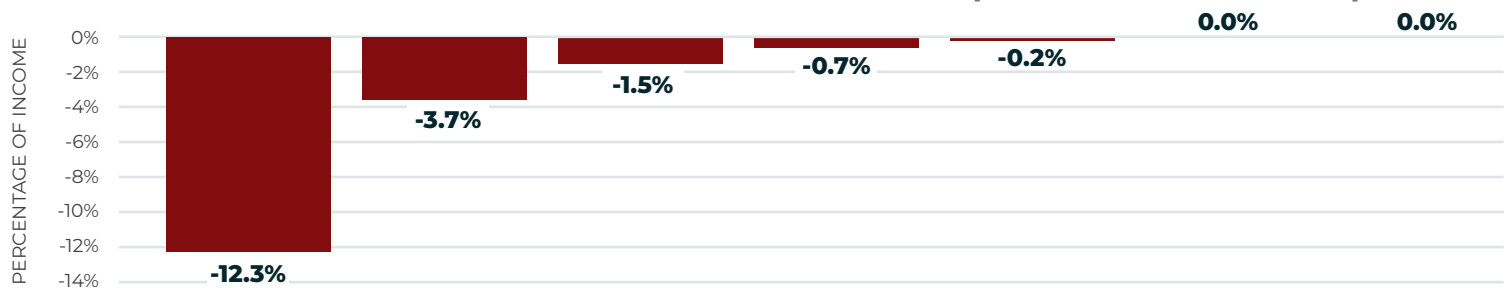
Estimated Total Cost in 2019
\$1,813,000,000

POVERTY REDUCTION, 2019

■ PRE-CREDIT ■ POST-CREDIT



AVERAGE TAX CHANGE AS PERCENTAGE OF INCOME, BY INCOME GROUP, 2019



INCOME GROUP

LOWEST 20% SECOND 20% MIDDLE 20% FOURTH 20% NEXT 15% NEXT 4% TOP 1%

AVERAGE TAX CUT FOR THOSE BENEFITTING

\$4,300 \$3,070 \$2,780 \$2,410 \$1,920 \$2,090

SHARE OF TAXPAYERS WITH TAX CUT

33% 22.4% 16% 13% 4% 0%

INCOME RANGE

<\$19,000 \$19,000 - 39,000 \$39,000 - 57,000 \$57,000 - 102,000 \$102,000 - 206,000 \$206,000 - 555,000 >\$555,000

AVERAGE INCOME

\$12,000 \$29,000 \$49,000 \$75,000 \$139,000 \$307,000 \$1,325,000